

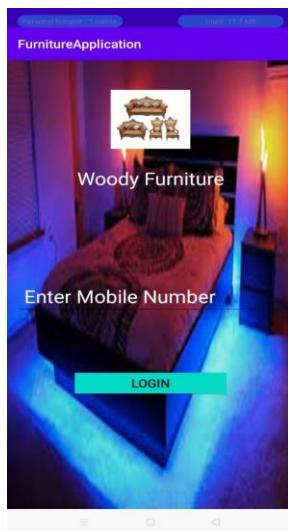
PROJECT TITLE: WOODY FURNITURE

ABSTRACT:

It is an woody furniture shop that enables clients to check for different furniture accessible at the online store and buy on the online. The woody furniture gives an of list of furniture items displayed online in different models and designs. The client may browse through these items according to classifications. In the event that the client enjoys an item. The client needs to login the app using his/her mobile number. The woody furniture gives an of list of furniture like Bed, Sofa, Chair, Table, Bed Side tables, Cupboard, kitchen Cupboard, PoojaShelf, etc.....The client can choose payment method, he wishes to like the credit card, debit card or cash on delivery. In this way, the online furniture-shopping project brings a whole furniture shop on the web and makes it simple for both purchaser and dealer to make furniture bargains.

SCREENSHOT LAYOUT:

MAIN ACTIVITY



CATEGORY ACTIVITY



LIVING ACTIVITY




SOFA ACTIVITY



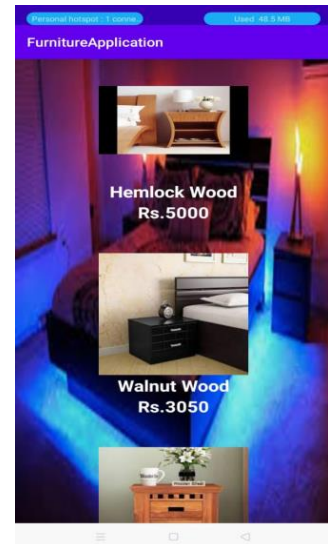
CHAIR ACTIVITY



TABLE ACTIVITY



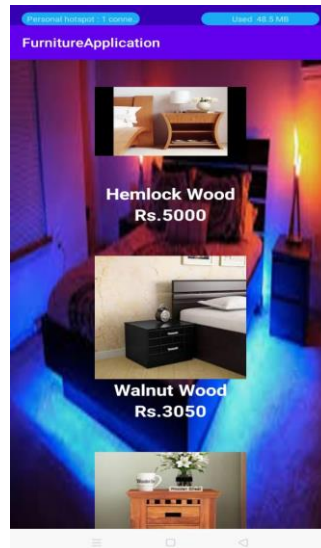
BEDROOM ACTIVITY



BED ACTIVITY



SIDETABLE ACTIVITY



CUPBOARD ACTIVITY



KITCHEN CUPBOARD



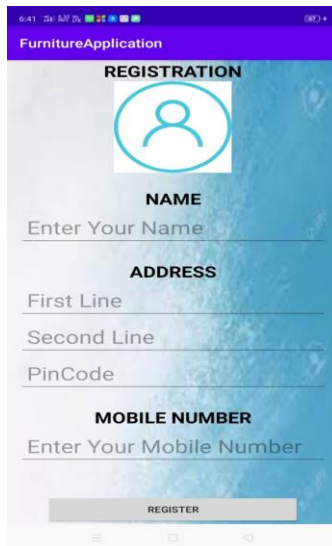
POOJASHELF ACTIVITY



DINNING TABLE ACTIVITY



REGISTRATION ACTIVITY



A screenshot of the 'FurnitureApplication' app's registration screen. The screen has a purple header with the app name. Below it is a white circle containing a blue person icon. The form includes fields for 'NAME' (with the placeholder 'Enter Your Name'), 'ADDRESS' (with sub-fields for 'First Line', 'Second Line', and 'PinCode'), and 'MOBILE NUMBER' (with the placeholder 'Enter Your Mobile Number'). A grey 'REGISTER' button is at the bottom.

REGISTRATION

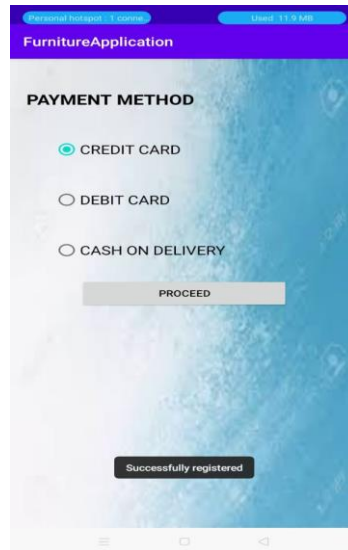
NAME
Enter Your Name

ADDRESS
First Line
Second Line
PinCode

MOBILE NUMBER
Enter Your Mobile Number

REGISTER

PAYMENT ACTIVITY



A screenshot of the 'FurnitureApplication' app's payment method selection screen. The screen has a purple header with the app name. Below it is the title 'PAYMENT METHOD'. There are three radio button options: 'CREDIT CARD' (selected), 'DEBIT CARD', and 'CASH ON DELIVERY'. A grey 'PROCEED' button is below the options. At the bottom, a black toast message says 'Successfully registered'.

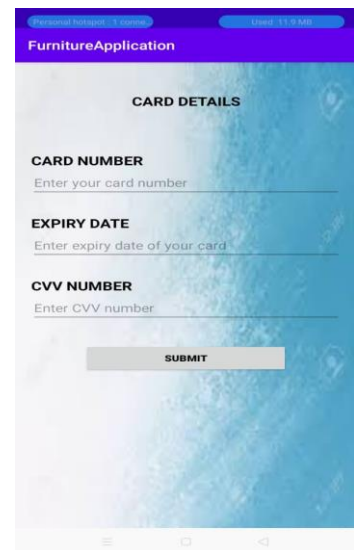
PAYMENT METHOD

☒ CREDIT CARD
☐ DEBIT CARD
☐ CASH ON DELIVERY

PROCEED

Successfully registered

CARD DETAILS



A screenshot of the 'FurnitureApplication' app's card details screen. The screen has a purple header with the app name. Below it is the title 'CARD DETAILS'. There are three sections: 'CARD NUMBER' (placeholder 'Enter your card number'), 'EXPIRY DATE' (placeholder 'Enter expiry date of your card'), and 'CVV NUMBER' (placeholder 'Enter CVV number'). A grey 'SUBMIT' button is at the bottom.

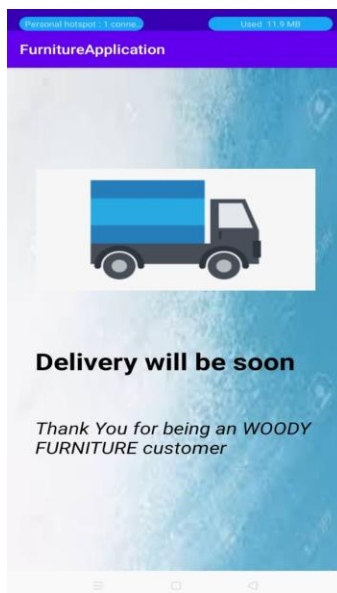
CARD DETAILS

CARD NUMBER
Enter your card number

EXPIRY DATE
Enter expiry date of your card

CVV NUMBER
Enter CVV number

SUBMIT



A screenshot of the 'FurnitureApplication' app's delivery confirmation screen. The screen has a purple header with the app name. Below it is a white box containing a blue and black truck icon. The text 'Delivery will be soon' is displayed, followed by a thank you message: 'Thank You for being an WOODY FURNITURE customer'.

Delivery will be soon

Thank You for being an WOODY FURNITURE customer

