

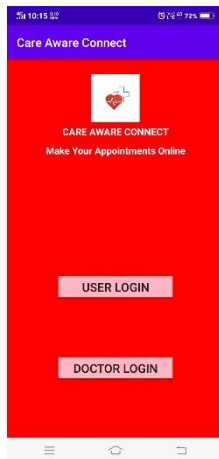
PROJECT TITLE: CARE AWARE CONNECT

ABSTRACT:

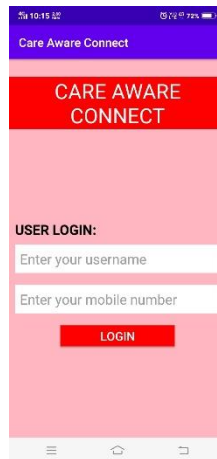
This project is entitled “**CARE AWARE CONNECT**”. The main objective of this project is to provide the easiest way to fix the appointment on the online. This project is convenient for doctors and patients. This project is reduced the time of everyone because time is important for everyone. With this project everyone knows about the hospital and everyone knows the history of medicine. There are two types in the login section, one is **user login** another one is **doctor login**. The doctor login is providing the facility to view the appointment of the patient. In the user login section, the user need to enter his/her username and mobile number to login, once the user enters the login he/she is provided with five different menu activities (i.e.) **about**= where he/she can know about the hospital and doctors. **Gallery**= where he/she can get to know visuals of the hospital and the treatments. **Doctors details** = where he/she can view the types of departments present in the hospital and the doctors present for the respective departments. **Appointment**= where he/she can fix their online appointments by filling their details and selecting their respective departments. **Contact**= where he/she can contact the hospital through their mail. In the doctor login section, the doctor can enter his/her details and can register their names in the doctor details section. Through this app both the user and the doctors can save their time and make appointments and registration easier.

SCREENSHOT LAYOUT:


MAIN ACTIVITY:



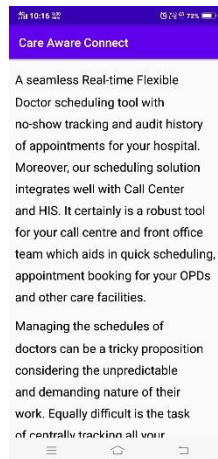
USER LOGIN ACTIVITY:



MENU ACTIVITY:



ABOUT ACTIVITY:



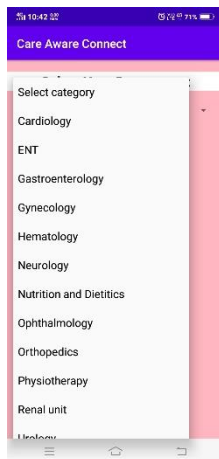
GALLERY ACTIVITY:




DOCTOR DETAILS ACTIVITY:



DOCTOR DETAILS ACTIVITY:



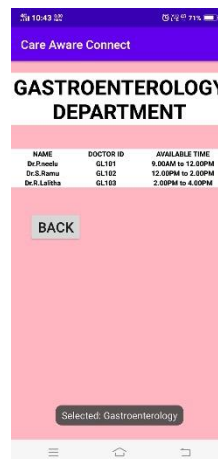
CARDIOLOGY ACTIVITY:



ENT ACTIVITY:



GASTROENTEROLOGY ACTIVITY:




GYNECOLOGY ACTIVITY:



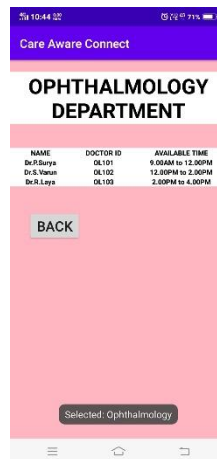
HEMATOLOGY ACTIVITY:



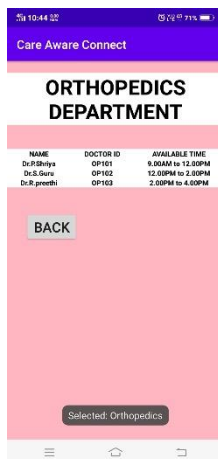
NEUROLOGY ACTIVITY:



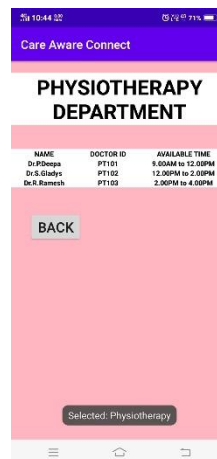
OPHTHALMOLOGY ACTIVITY:



ORTHOPEDICS ACTIVITY:



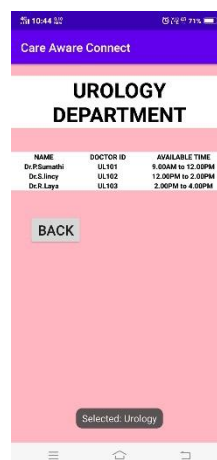
PHYSIOTHERAPY ACTIVITY:



RENAL UNIT ACTIVITY:



UROLOGY ACTIVITY:



ANESTHETICS ACTIVITY:



Care Aware Connect


ANESTHETICS DEPARTMENT

NAME	DOCTOR ID	AVAILABLE TIME
Dr. Manoj	AD101	9.00AM to 12.00PM
Dr. S. Sathya	AD102	12.00PM to 2.00PM
Dr. Prash	AD103	2.00PM to 4.00PM

BACK

Selected: Anesthetics

GENERAL SURGERY:



Care Aware Connect

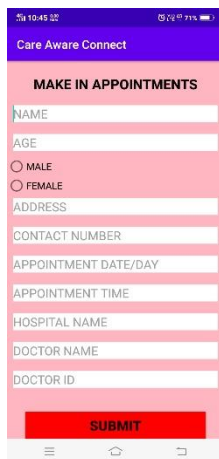
GENERAL SURGERY DEPARTMENT

NAME	DOCTOR ID	AVAILABLE TIME
Dr. S. Harma	GS101	9.00AM to 12.00PM
Dr. S. Sangeeth	GS102	12.00PM to 2.00PM
Dr. R. Jothi	GS103	2.00PM to 4.00PM

BACK

Selected: General surgery

APPOINTMENT ACTIVITY:



Care Aware Connect

MAKE IN APPOINTMENTS

NAME

AGE

☐ MALE
☐ FEMALE

ADDRESS

CONTACT NUMBER

APPOINTMENT DATE/DAY

APPOINTMENT TIME

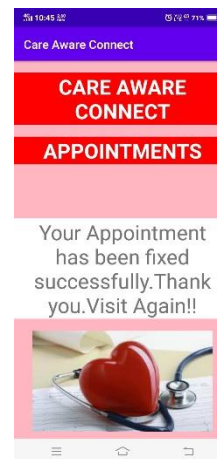
HOSPITAL NAME

DOCTOR NAME

DOCTOR ID

SUBMIT

APPOINTMENT SUBMIT ACTIVITY:




Care Aware Connect

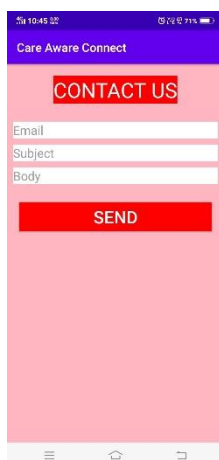
CARE AWARE CONNECT

APPOINTMENTS

Your Appointment has been fixed successfully. Thank you. Visit Again!!



CONTACT ACTIVITY:



Care Aware Connect

CONTACT US

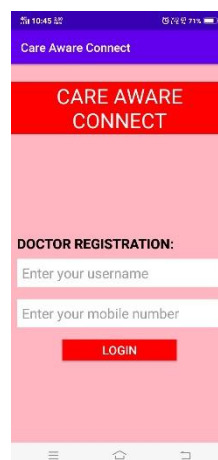
Email

Subject

Body

SEND

DOCTOR LOGIN ACTIVITY:



Care Aware Connect

CARE AWARE CONNECT

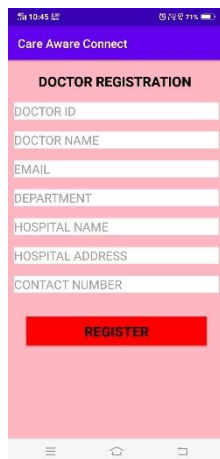
DOCTOR REGISTRATION:

Enter your username

Enter your mobile number

LOGIN

DOCTOR REGISTRATION ACTIVITY:



The screenshot shows the 'DOCTOR REGISTRATION' screen of the 'Care Aware Connect' app. The screen has a purple header with the app name. Below the header, the title 'DOCTOR REGISTRATION' is displayed in bold. There are seven input fields for registration: DOCTOR ID, DOCTOR NAME, EMAIL, DEPARTMENT, HOSPITAL NAME, HOSPITAL ADDRESS, and CONTACT NUMBER. At the bottom of the form is a red button labeled 'REGISTER'. The app's navigation bar at the very bottom shows three icons: a menu, a home, and a back arrow.

SUBMIT ACTIVITY:

